

POTTER COUNTY TREASURER

2019 - 2020
FIRST QUARTER
INVESTMENT REPORT



Commissioners' Court
January 27, 2020
Potter County Treasurer
Leann Jennings

County of Potter

STATE OF TEXAS

TREASURER'S OFFICE
900 S. POLK, SUITE 701
AMARILLO, TEXAS 79101-3412



PHONE: (806) 349-4834
FAX: (806) 349-4845
leannjennings@co.potter.tx.us

LEANN JENNINGS
COUNTY TREASURER

JANUARY, 2020

The Honorable Commissioners' Court
Potter County
Amarillo, Texas 79101

The Pubic Funds Investment Act requires that not less than quarterly under Section 2256.023, that the investment officer will prepare and submit to the Commissioners' Court a written report of investment transactions for all funds for the preceding reporting period within a reasonable time after the end of the period. This section also requires that the report reflect the following:

- A) The investment position of Potter County on the date of the report.
- B) A summary statement of each pooled fund group that states the:
 - a. Beginning market value for the reporting period;
 - b. Additions and changes to the market value during the period;
 - c. Ending market value for the period; and
 - d. Fully accrued interest for the period.
- C) State the book value and market value of each separately invested asset at the beginning and end of the reporting by the type of asset and fund type invested.
- D) State the maturity date of each separately invested asset that has a maturity date.
- E) State the account or fund or pooled group fund in the county for which each individual investment was acquired.
- F) And, state the compliance of the investment portfolio of the county as it relates to:
 - a. The investment strategy expressed in the county's investment policy;
 - b. Relevant provisions of this chapter.

This report will reflect the investment position of Potter County from October 1, 2019 through December 31, 2019.

The investment strategy for all funds for the fourth quarter of our 2019 fiscal year was that of the investment pool in TexPool, TexPool Prime, Texas Class, Financial Northeaster Companies and Amarillo National Bank.

NOTE:


TexPool and Texas Class investments do not have a stated maturity, funds are available daily. Please see the monthly reports enclosed for ownership and changes in book and market value and their monthly information.

Respectfully,



Leann Jennings
Potter County Treasurer/Investment Officer

Potter County 2020 Investment Committee:



Commissioner H.R. Kelly, Precinct 1



Kerry Hood, County Auditor



Tad Fowler, Assistant County Attorney

POTTER COUNTY DEPOSITORY ACCOUNTS - INTEREST PAID

ACCOUNT:	FIRST QUARTER 2020		OCTOBER		NOVEMBER		DECEMBER	
	ENDING BALANCE	INTEREST EARNED	ENDING BALANCE	INTEREST EARNED	ENDING BALANCE	INTEREST EARNED	ENDING BALANCE	INTEREST EARNED
1) JUVENILE FUND	32,638.35	55.99	32,749.87	47.64	32,804.07	46.25	32,804.07	46.25
2) JUVENILE PROBATION STATE FUND	17,221.48	29.54	77,851.67	113.25	297,719.98	419.74	297,719.98	419.74
3) JUVENILE IV-E FUND	265,908.90	456.17	302,750.26	440.42	239,182.63	337.20	239,182.63	337.20
4) JUVENILE PROBATION	941,794.68	1,615.67	968,212.87	1,408.49	637,130.95	898.21	637,130.95	898.21
*5) DISBURSEMENT ACCOUNT	505,221.14	866.72	815,338.13	1,186.10	1,049,929.30	1,480.18	1,049,929.30	1,480.18
6) INSURANCE ACCOUNT	1,603,967.48	2,751.64	1,882,967.01	2,739.21	1,981,836.98	2,793.99	1,981,836.98	2,793.99
*7) CO. ATTY HOT CHECK FUND	56,461.24	96.86	56,569.92	82.29	56,666.20	79.89	56,666.20	79.89
*8) DIST. ATTY HOT CHECK FUND	118,084.32	202.58	117,886.72	171.50	117,653.86	165.86	117,653.86	165.86
9) DIST. ATTY FORFEITURE RELEASE	96,321.66	165.24	86,956.71	126.50	86,373.92	121.77	86,373.92	121.77
10) GENERAL OPERATING FUND	5,829,043.77	10,543.23	7,548,244.91	12,277.91	9,590,958.14	15,363.70	9,590,958.14	15,363.70
11) CO. CLK RECORDS MGMT&PRESERVATION	368,530.93	632.22	366,857.12	533.68	384,409.10	541.94	384,409.10	541.94
12) ELECTION FUND	214,172.51	367.42	214,306.83	311.77	246,944.92	384.14	246,944.92	384.14
13) VOTER REGISTRATION FUND	15,776.64	27.07	15,804.32	22.99	15,825.80	22.31	15,825.80	22.31
14) INTEREST & SINKING ACCOUNT	2,882,024.35	4,944.17	5,202,544.37	7,568.29	5,413,384.60	7,631.76	5,413,384.60	7,631.76
15) DETENTION CTR. COMMISSARY ACCOUNT	625,195.25	1,072.54	638,202.59	928.41	640,549.32	903.05	640,549.32	903.05
*16) TAX OFC STATE & COUNTY TAXES	511,385.87	877.42	1,898,649.84	2,762.03	2,875,747.57	3,923.51	2,875,747.57	3,923.51
*17) TAX OFC CREDIT CARD ACCOUNT	225,498.31	386.85	546,124.59	794.47	864,473.38	1,218.73	864,473.38	1,218.73
*18) TAX OFC HIGHWAY FUNDS	621,096.69	1,065.65	548,445.88	797.84	528,565.58	745.18	528,565.58	745.18
*19) TAX OFC VEH. INVENTORY TAX ESCROW	686,429.99	1,177.59	757,168.75	1,101.47	835,458.15	1,177.83	835,458.15	1,177.83
20) LOCAL LAW ENFORCEMENT BLOCK GRANT		0.00		0.00	34,280.00	48.33	34,280.00	48.33
21) TAX OFFICE IRP ACCOUNT	6,106.30	10.48	3,410.11	4.96	3,236.74	4.56	3,236.74	4.56
22) CAD#1	3,555,617.89	6,099.74	3,680,861.02	5,354.65	3,679,761.40	5,187.71	3,679,761.40	5,187.71
23) CSCD JUDICIAL FUND	772,180.34	1,324.69	678,290.08	986.74	711,204.05	1,002.64	711,204.05	1,002.64
24) CSCD ACCOUNT	79,414.29	136.24	80,550.92	117.18	76,500.91	107.86	76,500.91	107.86
25) CAPITAL PROJECTS 2003	1,807,989.07	3,101.64	1,725,407.88	2,510.01	1,579,648.36	2,226.97	1,579,648.36	2,226.97
26) SO FEDERAL FORFEITURE	241,247.30	413.96	186,629.24	271.49	177,214.96	249.84	177,214.96	249.84
27) DISTRICT CLERK RMPF	236,603.20	405.90	237,809.17	345.96	243,880.03	343.81	243,880.03	343.81
28) TAX OFFICE ESCROW	302,615.86	519.14	58,621.43	85.29	25,136.66	35.44	25,136.66	35.44
29) DA SEIZURE FUND	107,002.67	183.57	103,347.35	150.35	102,691.90	144.77	102,691.90	144.77
30) CA FEDERAL FORFEITURE FUND	174,711.54	299.72	145,047.75	211.01	127,083.74	179.17	127,083.74	179.17
31) TAX PAYER ACH	38.87	0.07	24,700.45	35.93	323,563.13	456.18	323,563.13	456.18
32) SHERIFF ADMINISTRATION	1,163,592.60	1,996.17	0.00	0.00	0.00	0.00	0.00	0.00
33) RETAINAGE FUND		0.00		0.00		0.00		0.00
34) DISTRICT COURT CONSTRUCTION	881,994.85	1,438.18	860,235.12	1,180.71	222,707.38	295.06	222,707.38	295.06
TOTAL	24,063,893.49	41,825.79	29,862,542.88	44,668.54	33,202,523.71	48,537.58	33,202,523.71	48,537.58

* interest fees transferred into Depository Funds at the end of each month
 OCT. INT. RATE: 2.04% General Acct. : 2.15% DEC. INT. RATE: 1.66% General Acct. : 1.90%
 NOV. INT. RATE: 1.78% General Acct.: 2.00%

DEPOSITORY INTEREST ACCOUNT DESCRIPTIONS

- 1) **Juvenile Fund** - \$5.00 Court Fee, run through Agency
- 2) **Juvenile Probation State Fund** - State grant money received monthly
- 3) **Juvenile IV-E Fund** - Federal grant money, reimbursements of claims submitted
- 4) **Juvenile Probation** - County funding (county contribution), quarterly
- 5) **Disbursement Account** - Wash account for all checks paid through the county, at the end of the month this should equal zero. Interest is transferred to the General Fund

- 6) **Insurance Account** - insurance payroll deductions, Potter-Randall Appraisal District, claim reimbursements

- 7) **County Attorney Hot Check Fund** - Agency Fund accounts for collection fees on "insufficient funds" checks in a capacity of agent for the County Attorney. Interest is transferred to the General Fund

- 8) **District Attorney Hot Check Fund** - Agency Fund accounts for collection fees on "insufficient funds" checks in a capacity of agent for the District Attorney. Interest is transferred to the General Fund

- 9) **District Attorney Forfeiture Release** - Agency Fund accounts for the holding of seized funds from District Court cases prior to the case being closed and the funds released

- 10) **General Operating Fund** - Account for the revenues and expenditures necessary to carry out basic governmental activities. Revenues are recorded by source, i.e., taxes, licenses, fines, fees, etc. Expenditures are recorded first by function and then by department, expenditures are made primarily for current day-to-day operating expenses and operating equipment

- 11) **County Clerk Records Management & Preservation** - accounts for revenues derived from the records management and preservation fees collected by the County Clerk on all recorded documents. The revenues are to be used for specific records preservation and automation projects by and for the County Clerk's Office

- 12) **Election Fund** - accounts for revenues from local political parties. The revenues are to be used to pay only those expenses related to elections

- 13) **Voter Registration Fund** - accounts for the allocation from the State of Texas. The revenues are to be used to pay only those expenses related to voter registration

- 14) **Interest & Sinking Account** - accounts for the accumulation of resources for and the payment of general long-term debt principal and interest

- 15) **Detention Ctr. Commissary Account** - accounts for proceeds from sale of commissary items at detention center

- 16) **Tax Ofc State & County Taxes** - Collection of taxes, court costs, misc. fees, beer & wine, liquor, tax certificates, trustee sale, excess proceeds, escrow taxes, attorney fees. Payment is disbursed to entities either daily or monthly. Interest is transferred to the General Fund

- 17) **Tax Ofc Credit Card Account** - Highway Department and Tax side of credit card collections. Holding account for Tax acct # 772968 and Highway acct # 772976. Collect: Tax and 3% surcharge. Disburse funds to each account after verification with bank statement. Interest is transferred to General Account

- 18) **Tax Ofc Highway Funds** - (New account opened 6/04) Collection of motor vehicles fees, i.e., registration, title fees, sales tax, county Road & Bridge fees, state Road & Bridge fees, Road & Bridge retainage, etc., collected for the state. Interest is transferred to General Account

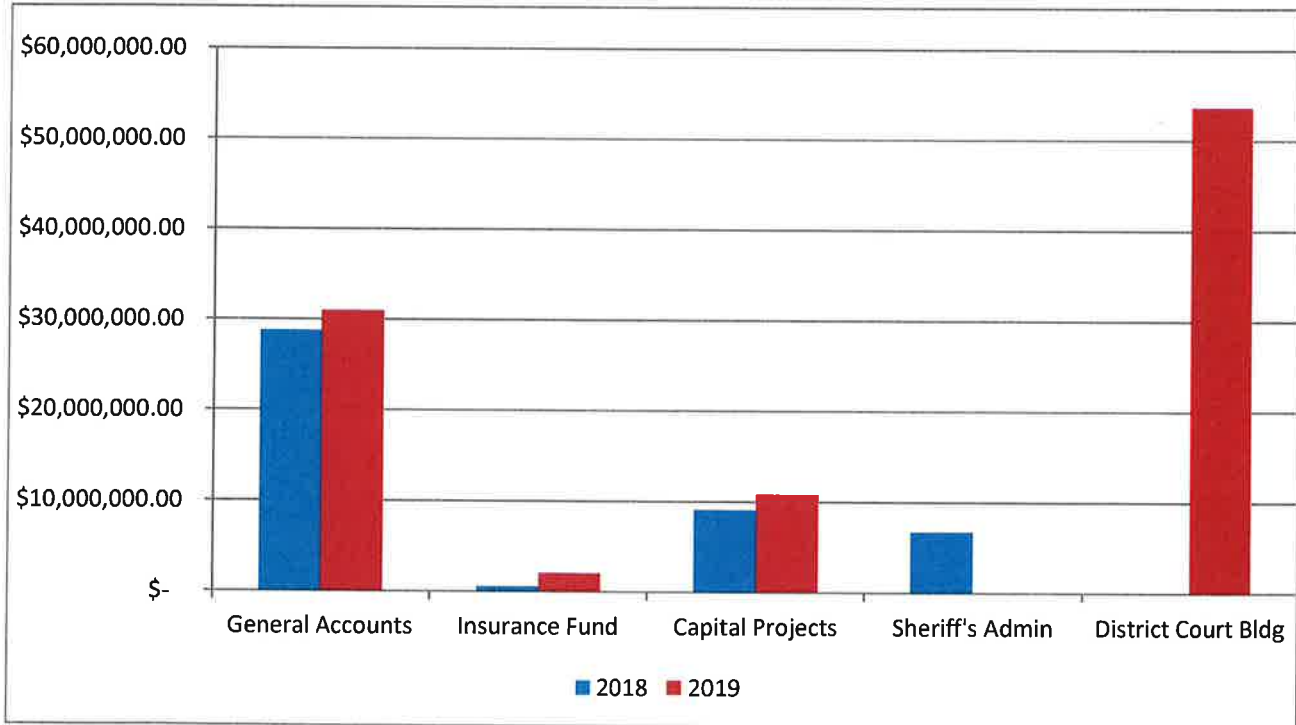
- 19) **Tax Ofc Veh Inventory Tax Escrow** - State fees collected through dealerships for Inventory Tax, monies collected is deposited to TexPool monthly. Interest remains in account and transferred to TexPool annually
- 20) **Local Law Enforcement Block Grant** - accounts for the grant monies received from the Bureau of Justice Assistance. These monies are to be used to underwrite projects to reduce crime and improve public safety
- 21) **Tax Ofc IRP Account** holding account for monies collected from the Texas Department of Transportation from other state registration offices for proportioned tax on semi-tractors to be disbursed as payments are received from State Comptroller's office
- 22) **CAD#1** - accounts for sales tax revenues and interest earned for the County Assistance District #1. A 2% sales tax rate was approved by voters on 11-7-17. Funds can be used as authorized by Chapter 387 of the Local Government Code.
- 23) **CSCD Judicial Fund** - accounts for monies received from probation fees and state funding. CSCD disbursement account. Interest remains in this account
- 24) **CSCD Account** - wash account for all court costs, fines and restitutions. Interest from account is transferred to the Judicial Account
- 25) **Capital Projects 2003 Fund** - accounts for the proceeds from certificates of obligation issued for constructing, renovating and improving county owned buildings, the purchase of land and right-of-way for authorized needs and purposes, and professional services relating to such projects
- 26) **SO Federal Forfeiture Fund** - accounts for Federal assets seized with a percentage given to the county, governed by the Department of Treasury
- 27) **District Clerk Records Management & Preservation Fund** - accounts for revenues derived from the records management and preservation fees collected by the District Clerk on all recorded documents
- 28) **Tax Office Property Tax Escrow** - prepayment of future taxes
- 29) **District Attorney Seizure Funds** - accounts for the holding of seized funds from cases prior to the case being closed and funds released
- 30) **CA Federal Forfeiture Fund** - seized funds that have been released to the County Attorney through a judgement in Court. Proceeds are to be used solely for the official purposes of that office after a budget for the expenditure of the proceeds has been submitted to the commissioners' court
- 31) **Potter County Tax Payer ACH Fund** - tax payers' wire transfer payments
- 32) **Sheriff's Office Administration** - accounts for county funds and the proceeds from certificates of obligation issued during construction and professional services relating to such project
- 33) **Retainage Fund** - Monies held until job completed
- 34) **District Court Construction Fund** - accounts for county funds and the proceeds from certificates of obligation issued during construction and professional services relating to such project



Potter County
 TexPool Investment Accounts
 for FIRST Quarter 2019 - 2020



INVESTMENT COMPARISON OF DEC. 31, 2018 TO DEC. 31, 2019			
Texas Local Government Investment Pool TexPool		Balance as of Dec. 31, 2018	Balance as of Dec. 31, 2019
TexPool, TexPool Prime, Texas Class, Amarillo National Bank	General Accounts	\$ 28,828,703.23	\$ 30,987,700.23
TexPool, ANB, Texas Class	Insurance Fund	\$ 686,314.00	\$ 2,108,482.73
Texas Class, ANB, TexPool	Capital Projects	\$ 9,154,711.17	\$ 10,793,405.74
Texas Class, ANB	Sheriff's Admin	\$ 6,822,324.90	\$ -
Texas Class	District Court Bldg	\$ -	\$ 53,695,853.23

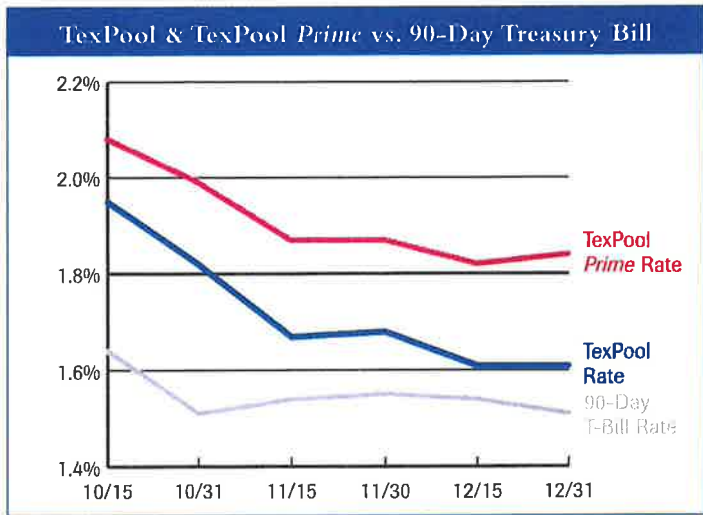




Monthly Newsletter: January 2020

Performance as of December 31, 2019

	TexPool	TexPool Prime
Current Invested Balance	\$23,487,827,797.25	\$6,600,232,167.44
Weighted Average Maturity**	35	35
Weighted Average Life**	97	77
Net Asset Value	1.00007	1.00010
Total Number of Participants	2595	407
Management Fee on Invested Balance	0.0450%	0.0550%
Interest Distributed	\$30,268,522.39	\$9,278,039.91
Management Fee Collected	\$779,957.52	\$253,335.45
Standard & Poor's Current Rating	AAAm	AAAm
Month Averages		
Average Invested Balance	\$22,302,584,505.58	\$6,177,572,103.24
Average Monthly Rate*	1.62%	1.83%
Average Weighted Average Maturity**	35	36
Average Weighted Average Life**	102	77



90-Day Treasury Bill is a short-term debt instrument backed by the national government. These are used to collect immediate cash to meet outstanding obligations.

Any private investor can invest in a Treasury bill. The 90-Day Treasury Bill is a weighted average rate of the weekly auctions of 90-Day Treasury Bills.

Past performance is no guarantee of future results.

First Quarter 2019-2020
Potter County

TexPool Investment Accounts

TEXPOOL SUMMARY		OCTOBER THROUGH DECEMBER 31, 2019										Portfolio Value			
Texas Local Government Investment Pool	Month	Beginning Balance	Total Deposits	Total Withdrawals	Month To Date Interest	Year To Date Interest	Ending Balance	Market Value Oct thru Dec. 2019	Share Price Oct. 1 thru Dec. 31, 2019	Shares Owned Oct. 1 thru Dec. 31, 2019	Market Value Oct. thru Dec. 31, 2019				
	General Account	OCT	\$ 418,258.07	\$ -	\$ -	\$ 678.95	\$ 7,955.27	\$ 418,258.07	\$ 418,236.17	\$ 1.00	418,915.120	\$ 418,915.12			
NOV		\$ 418,915.12	\$ -	\$ -	\$ 577.57	\$ 8,532.84	\$ 418,953.62	\$ 418,915.12	\$ 1.00	419,492.690	\$ 419,492.69				
DEC		\$ 419,492.69	\$ -	\$ -	\$ 578.07	\$ 9,110.91	\$ 420,070.76	\$ 419,492.69	\$ 1.00	420,070.760	\$ 420,070.76				
Capital Projects 2003	OCT	\$ 3,742,097.90	\$ -	\$ -	\$ 6,075.12	\$ 71,177.54	\$ 3,742,293.87	\$ 3,742,097.90	\$ 1.00	3,748,173.020	\$ 3,748,173.02				
	NOV	\$ 3,748,173.02	\$ -	\$ -	\$ 5,167.52	\$ 76,345.06	\$ 3,753,340.54	\$ 3,748,173.02	\$ 1.00	3,753,340.540	\$ 3,753,340.54				
	DEC	\$ 3,753,340.54	\$ -	\$ -	\$ 5,172.54	\$ 81,517.60	\$ 3,758,513.08	\$ 3,753,340.54	\$ 1.00	3,758,513.080	\$ 3,758,513.08				
Insurance Fund	OCT	\$ 32,266.85	\$ -	\$ -	\$ 52.42	\$ 613.70	\$ 32,319.27	\$ 32,266.85	\$ 1.00	32,319.270	\$ 32,319.27				
	NOV	\$ 32,319.27	\$ -	\$ -	\$ 44.55	\$ 658.25	\$ 32,363.82	\$ 32,319.27	\$ 1.00	32,363.820	\$ 32,363.82				
	DEC	\$ 32,363.82	\$ -	\$ -	\$ 44.59	\$ 702.84	\$ 32,408.41	\$ 32,363.82	\$ 1.00	32,408.410	\$ 32,408.41				

8



Daily Summary

Date	Money Mkt. Fund Equiv. (SEC Std.)	Dividend Factor	TexPool Invested Balance	NAV	WAM Days	WAL Days
9/1	2.1624%	0.000059244	\$20,484,500,345.68	1.00011	38	113
9/2	2.1624%	0.000059244	\$20,484,500,345.68	1.00011	38	113
9/3	2.1638%	0.000059282	\$20,488,359,379.65	1.00009	35	110
9/4	2.1775%	0.000059658	\$20,427,838,990.26	1.00010	35	110
9/5	2.1784%	0.000059682	\$20,471,496,619.06	1.00009	34	110
9/6	2.1618%	0.000059227	\$20,420,161,368.40	1.00010	35	111
9/7	2.1618%	0.000059227	\$20,420,161,368.40	1.00010	35	111
9/8	2.1618%	0.000059227	\$20,420,161,368.40	1.00010	35	111
9/9	2.1299%	0.000058354	\$20,340,099,977.94	1.00009	34	109
9/10	2.1407%	0.000058648	\$20,347,359,798.90	1.00007	36	110
9/11	2.1470%	0.000058822	\$20,278,184,998.60	1.00008	36	110
9/12	2.1565%	0.000059082	\$20,307,959,170.16	1.00006	36	111
9/13	2.1626%	0.000059248	\$20,341,891,161.88	1.00004	37	111
9/14	2.1626%	0.000059248	\$20,341,891,161.88	1.00004	37	111
9/15	2.1626%	0.000059248	\$20,341,891,161.88	1.00004	37	111
9/16	2.2414%	0.000061408	\$20,361,525,745.40	1.00003	35	108
9/17	3.2992%	0.000090388	\$20,372,194,696.85	1.00002	37	110
9/18	2.6567%	0.000072787	\$20,354,641,268.40	1.00002	37	110
9/19	2.1279%	0.000058299	\$20,219,324,757.56	1.00001	38	113
9/20	2.0333%	0.000055707	\$20,254,365,330.08	1.00002	39	114
9/21	2.0333%	0.000055707	\$20,254,365,330.08	1.00002	39	114
9/22	2.0333%	0.000055707	\$20,254,365,330.08	1.00002	39	114
9/23	1.9982%	0.000054744	\$20,216,342,317.82	1.00004	37	112
9/24	2.0248%	0.000055473	\$20,165,889,792.05	1.00004	37	112
9/25	2.0334%	0.000055709	\$20,912,015,293.37	1.00003	36	108
9/26	1.9921%	0.000054579	\$20,876,873,261.85	1.00002	35	108
9/27	1.9675%	0.000053903	\$20,802,831,267.08	1.00004	36	109
9/28	1.9675%	0.000053903	\$20,802,831,267.08	1.00004	36	109
9/29	1.9675%	0.000053903	\$20,802,831,267.08	1.00004	36	109
9/30	2.1371%	0.000058552	\$20,600,716,651.00	1.00007	34	107
Average:	2.1635%	0.000059274	\$20,438,919,026.42	1.00006	36	111



Daily Summary

Date	Money Mkt. Fund Equiv. (SEC Std.)	Dividend Factor	TexPool Invested Balance	NAV	WAM Days	WAL Days
10/1	2.0235%	0.000055439	\$20,586,312,265.89	1.00006	34	107
10/2	1.9437%	0.000053252	\$20,823,565,377.06	1.00009	33	106
10/3	1.9343%	0.000052994	\$20,750,028,380.69	1.00013	34	106
10/4	1.9306%	0.000052892	\$20,691,353,180.94	1.00014	34	107
10/5	1.9306%	0.000052892	\$20,691,353,180.94	1.00014	34	107
10/6	1.9306%	0.000052892	\$20,691,353,180.94	1.00014	34	107
10/7	1.9247%	0.000052732	\$20,576,971,488.64	1.00012	33	105
10/8	1.9202%	0.000052607	\$20,559,759,374.51	1.00013	34	108
10/9	1.9230%	0.000052686	\$20,564,222,183.12	1.00013	34	107
10/10	1.9218%	0.000052653	\$20,584,785,733.18	1.00012	33	106
10/11	1.9192%	0.000052581	\$20,703,767,923.54	1.00008	35	109
10/12	1.9192%	0.000052581	\$20,703,767,923.54	1.00008	35	109
10/13	1.9192%	0.000052581	\$20,703,767,923.54	1.00008	35	109
10/14	1.9192%	0.000052581	\$20,703,767,923.54	1.00008	35	109
10/15	1.9542%	0.000053540	\$20,667,322,823.16	1.00008	33	106
10/16	2.0078%	0.000055007	\$20,660,854,487.68	1.00010	34	108
10/17	1.9636%	0.000053797	\$20,616,854,325.84	1.00010	34	108
10/18	1.9201%	0.000052605	\$20,518,688,617.37	1.00009	35	110
10/19	1.9201%	0.000052605	\$20,518,688,617.37	1.00009	35	110
10/20	1.9201%	0.000052605	\$20,518,688,617.37	1.00009	35	110
10/21	1.8839%	0.000051615	\$20,479,024,711.52	1.00009	34	108
10/22	1.9002%	0.000052059	\$20,485,681,698.77	1.00009	35	110
10/23	1.8942%	0.000051896	\$20,479,180,895.12	1.00007	36	112
10/24	1.8892%	0.000051760	\$20,520,960,362.76	1.00007	36	112
10/25	1.8662%	0.000051128	\$21,143,940,895.72	1.00006	36	110
10/26	1.8662%	0.000051128	\$21,143,940,895.72	1.00006	36	110
10/27	1.8662%	0.000051128	\$21,143,940,895.72	1.00006	36	110
10/28	1.8468%	0.000050597	\$21,130,261,250.80	1.00006	37	109
10/29	1.8424%	0.000050478	\$21,133,302,335.25	1.00006	38	110
10/30	1.8398%	0.000050405	\$21,238,830,273.14	1.00005	38	111
10/31	1.8155%	0.000049739	\$21,191,942,554.18	1.00010	39	112
Average:	1.9115%	0.000052370	\$20,739,576,783.79	1.00009	35	109



Daily Summary

Date	Money Mkt. Fund Equiv. (SEC Std.)	Dividend Factor	TexPool Invested Balance	NAV	WAM Days	WAL Days
12/1	1.6818%	0.000046076	\$20,930,843,220.28	1.00007	36	108
12/2	1.6873%	0.000046228	\$21,048,767,962.58	1.00006	35	106
12/3	1.6526%	0.000045277	\$21,087,242,478.99	1.00007	35	107
12/4	1.6451%	0.000045072	\$21,178,068,609.72	1.00008	35	107
12/5	1.6383%	0.000044885	\$21,201,770,454.95	1.00008	34	106
12/6	1.6413%	0.000044967	\$21,280,351,036.98	1.00008	35	106
12/7	1.6413%	0.000044967	\$21,280,351,036.98	1.00008	35	106
12/8	1.6413%	0.000044967	\$21,280,351,036.98	1.00008	35	106
12/9	1.6397%	0.000044922	\$21,305,919,968.40	1.00008	33	104
12/10	1.6335%	0.000044754	\$21,283,258,288.77	1.00009	33	103
12/11	1.6281%	0.000044606	\$21,348,044,812.80	1.00009	32	103
12/12	1.6155%	0.000044259	\$21,351,449,428.70	1.00006	34	99
12/13	1.6056%	0.000043990	\$21,876,538,203.74	1.00007	35	101
12/14	1.6056%	0.000043990	\$21,876,538,203.74	1.00007	35	101
12/15	1.6056%	0.000043990	\$21,876,538,203.74	1.00007	35	101
12/16	1.6382%	0.000044881	\$22,795,084,126.05	1.00006	33	94
12/17	1.6265%	0.000044562	\$22,881,246,503.63	1.00005	35	101
12/18	1.6125%	0.000044177	\$22,920,402,748.42	1.00006	35	101
12/19	1.6055%	0.000043987	\$22,832,586,884.20	1.00006	36	102
12/20	1.6020%	0.000043891	\$23,066,584,018.88	1.00006	37	103
12/21	1.6020%	0.000043891	\$23,066,584,018.88	1.00006	37	103
12/22	1.6020%	0.000043891	\$23,066,584,018.88	1.00006	37	103
12/23	1.5980%	0.000043781	\$23,163,187,406.83	1.00006	35	100
12/24	1.5975%	0.000043766	\$23,366,168,216.78	1.00004	35	99
12/25	1.5975%	0.000043766	\$23,366,168,216.78	1.00004	35	99
12/26	1.6183%	0.000044336	\$23,404,663,554.18	1.00005	35	98
12/27	1.6055%	0.000043985	\$23,405,303,748.21	1.00005	37	100
12/28	1.6055%	0.000043985	\$23,405,303,748.21	1.00005	37	100
12/29	1.6055%	0.000043985	\$23,405,303,748.21	1.00005	37	100
12/30	1.6116%	0.000044153	\$23,541,087,970.13	1.00006	34	96
12/31	1.6104%	0.000044120	\$23,487,827,797.25	1.00007	35	97
Average:	1.6226%	0.000044455	\$22,302,584,505.58	1.00006	35	102



First Quarter 2019-2020
Potter County

TexPool Prime Investment Accounts

TEXPOOL PRIME SUMMARY		OCTOBER 1 THROUGH DECEMBER 31, 2019										Portfolio Value			
		Month	Beginning Balance	Total Deposits	Total Withdrawals	Month To Date Interest	Year To Date Interest	Ending Balance	Market Value Oct. thru Dec. 31, 2019	Share Price Oct. 1 thru Dec. 31, 2019	Shares Owned Oct. 1 thru Dec. 31, 2019	Market Value Oct. 1 thru Dec. 31, 2019			
Texas Local Government Investment Pool	OCT	\$ 12,727,363.06	\$ -	\$ 6,000,000.00	\$ 22,049.28	\$ 394,397.43	\$ 6,749,412.34	\$ 12,727,363.06	\$ 1.00	6,749,412.340	\$ 6,749,412.34				
	NOC	\$ 6,749,412.34	\$ -	\$ -	\$ 10,354.05	\$ 404,751.48	\$ 6,759,766.39	\$ 6,749,412.34	\$ 1.00	6,759,766.390	\$ 6,759,766.39				
	DEC	\$ 6,759,766.39	\$ 8,500,000.00	\$ 5,000,000.00	\$ 9,951.02	\$ 414,702.50	\$ 10,269,717.41	\$ 6,759,766.39	\$ 1.00	10,269,717.410	\$ 10,269,717.41				
General Account															



TEXPOOL *Prime*

Daily Summary

Date	Money Mkt. Fund Equiv. (SEC Std.)	Dividend Factor	TexPool <i>Prime</i> Invested Balance	NAV	WAM Days	WAL Days
9/1	2.3283%	0.000063789	\$6,104,059,735.78	1.00015	31	60
9/2	2.3283%	0.000063789	\$6,104,059,735.78	1.00015	31	60
9/3	2.3417%	0.000064156	\$6,071,841,715.15	1.00016	33	59
9/4	2.3192%	0.000063539	\$6,020,540,059.65	1.00018	34	61
9/5	2.3084%	0.000063244	\$6,001,675,433.58	1.00017	34	61
9/6	2.2899%	0.000062736	\$5,930,111,094.96	1.00011	34	66
9/7	2.2899%	0.000062736	\$5,930,111,094.96	1.00011	34	66
9/8	2.2899%	0.000062736	\$5,930,111,094.96	1.00011	34	66
9/9	2.2604%	0.000061929	\$5,895,757,483.67	1.00015	34	65
9/10	2.2631%	0.000062004	\$5,934,329,875.61	1.00014	34	64
9/11	2.2641%	0.000062029	\$5,881,006,116.67	1.00013	34	64
9/12	2.2739%	0.000062298	\$5,871,878,746.15	1.00014	33	64
9/13	2.2767%	0.000062376	\$5,847,230,678.03	1.00010	34	64
9/14	2.2767%	0.000062376	\$5,847,230,678.03	1.00010	34	64
9/15	2.2767%	0.000062376	\$5,847,230,678.03	1.00010	34	64
9/16	2.3315%	0.000063878	\$5,931,415,967.70	1.00014	31	61
9/17	3.0452%	0.000083429	\$5,869,744,991.82	1.00013	32	61
9/18	2.5186%	0.000069003	\$5,853,079,308.32	1.00013	32	62
9/19	2.1595%	0.000059164	\$5,810,248,703.96	1.00012	32	62
9/20	2.1731%	0.000059537	\$5,687,884,936.54	1.00007	33	63
9/21	2.1731%	0.000059537	\$5,687,884,936.54	1.00007	33	63
9/22	2.1731%	0.000059537	\$5,687,884,936.54	1.00007	33	63
9/23	2.1236%	0.000058181	\$5,640,935,972.52	1.00011	31	59
9/24	2.1714%	0.000059490	\$5,631,406,028.28	1.00012	30	59
9/25	2.1837%	0.000059827	\$5,783,062,272.82	1.00011	31	62
9/26	2.1481%	0.000058851	\$5,820,524,886.01	1.00011	32	63
9/27	2.1357%	0.000058511	\$5,792,526,447.28	1.00007	33	66
9/28	2.1357%	0.000058511	\$5,792,526,447.28	1.00007	33	66
9/29	2.1357%	0.000058511	\$5,792,526,447.28	1.00007	33	66
9/30	2.2503%	0.000061653	\$5,776,403,117.00	1.00010	32	64
Average:	2.2749%	0.000062324	\$5,859,174,320.70	1.00012	33	63



TexPool Prime

Daily Summary

Date	Money Mkt. Fund Equiv. (SEC Std.)	Dividend Factor	TexPool Prime Invested Balance	NAV	WAM Days	WAL Days
10/1	2.1365%	0.000058533	\$5,987,571,160.38	1.00009	34	69
10/2	2.0884%	0.000057217	\$5,906,228,152.08	1.00008	34	72
10/3	2.0946%	0.000057387	\$5,898,455,002.33	1.00008	35	74
10/4	2.1081%	0.000057755	\$5,822,616,212.52	1.00004	37	82
10/5	2.1081%	0.000057755	\$5,822,616,212.52	1.00004	37	82
10/6	2.1081%	0.000057755	\$5,822,616,212.52	1.00004	37	82
10/7	2.0758%	0.000056870	\$5,800,386,026.03	1.00006	35	79
10/8	2.0949%	0.000057394	\$5,838,461,288.24	1.00008	37	81
10/9	2.0931%	0.000057345	\$5,850,267,755.70	1.00009	36	82
10/10	2.0843%	0.000057103	\$5,794,465,882.78	1.00008	37	84
10/11	2.0753%	0.000056858	\$5,799,134,359.96	1.00002	39	86
10/12	2.0753%	0.000056858	\$5,799,134,359.96	1.00002	39	86
10/13	2.0753%	0.000056858	\$5,799,134,359.96	1.00002	39	86
10/14	2.0753%	0.000056858	\$5,799,134,359.96	1.00002	39	86
10/15	2.0844%	0.000057106	\$5,822,504,283.10	1.00007	36	82
10/16	2.1097%	0.000057801	\$5,806,570,463.08	1.00006	35	82
10/17	2.0982%	0.000057485	\$5,834,371,917.93	1.00005	35	81
10/18	2.0748%	0.000056843	\$5,784,126,828.76	1.00000	37	83
10/19	2.0748%	0.000056843	\$5,784,126,828.76	1.00000	37	83
10/20	2.0748%	0.000056843	\$5,784,126,828.76	1.00000	37	83
10/21	2.0618%	0.000056487	\$5,787,069,989.89	1.00014	35	80
10/22	2.0525%	0.000056233	\$5,805,260,362.02	1.00015	35	79
10/23	2.0475%	0.000056097	\$5,813,998,257.49	1.00017	34	79
10/24	2.0448%	0.000056021	\$5,926,439,909.33	1.00016	33	77
10/25	2.0382%	0.000055840	\$6,008,584,761.00	1.00011	33	76
10/26	2.0382%	0.000055840	\$6,008,584,761.00	1.00011	33	76
10/27	2.0382%	0.000055840	\$6,008,584,761.00	1.00011	33	76
10/28	2.0178%	0.000055282	\$6,037,368,341.19	1.00014	36	78
10/29	2.0134%	0.000055163	\$5,975,053,763.85	1.00013	39	80
10/30	2.0175%	0.000055273	\$5,962,242,009.74	1.00015	39	81
10/31	1.9948%	0.000054653	\$5,943,992,273.52	1.00019	39	80
Average:	2.0701%	0.000056716	\$5,865,587,989.85	1.00008	36	80



TEXPOOL *Prime*

Daily Summary

Date	Money Mkt. Fund Equiv. (SEC Std.)	Dividend Factor	TexPool <i>Prime</i> Invested Balance	NAV	WAM Days	WAL Days
12/1	1.8674%	0.000051161	\$5,831,139,487.59	1.00013	36	77
12/2	1.8658%	0.000051119	\$5,837,580,799.88	1.00014	36	75
12/3	1.8371%	0.000050331	\$5,846,523,743.76	1.00014	36	76
12/4	1.8481%	0.000050634	\$5,827,018,746.77	1.00014	38	78
12/5	1.8763%	0.000051405	\$5,826,276,828.99	1.00014	38	77
12/6	1.8417%	0.000050457	\$5,815,144,164.17	1.00009	38	77
12/7	1.8417%	0.000050457	\$5,815,144,164.17	1.00009	38	77
12/8	1.8417%	0.000050457	\$5,815,144,164.17	1.00009	38	77
12/9	1.8482%	0.000050635	\$5,819,136,957.70	1.00013	36	74
12/10	1.8356%	0.000050291	\$5,821,645,287.86	1.00012	36	77
12/11	1.8428%	0.000050487	\$5,817,009,413.97	1.00012	37	78
12/12	1.8320%	0.000050193	\$5,839,851,590.80	1.00012	36	77
12/13	1.8172%	0.000049785	\$5,898,868,420.09	1.00007	36	76
12/14	1.8172%	0.000049785	\$5,898,868,420.09	1.00007	36	76
12/15	1.8172%	0.000049785	\$5,898,868,420.09	1.00007	36	76
12/16	1.8390%	0.000050384	\$5,987,061,363.81	1.00011	34	73
12/17	1.8201%	0.000049866	\$6,133,861,841.78	1.00011	34	74
12/18	1.8105%	0.000049604	\$6,251,079,400.58	1.00008	34	77
12/19	1.8180%	0.000049808	\$6,157,015,357.21	1.00008	34	76
12/20	1.7998%	0.000049310	\$6,643,616,252.92	1.00003	35	78
12/21	1.7998%	0.000049310	\$6,643,616,252.92	1.00003	35	78
12/22	1.7998%	0.000049310	\$6,643,616,252.92	1.00003	35	78
12/23	1.8108%	0.000049610	\$6,678,776,402.73	1.00007	34	76
12/24	1.8188%	0.000049830	\$6,771,557,057.12	1.00006	36	79
12/25	1.8188%	0.000049830	\$6,771,557,057.12	1.00006	36	79
12/26	1.8246%	0.000049990	\$6,727,921,818.00	1.00008	36	78
12/27	1.8405%	0.000050426	\$6,452,008,558.57	1.00004	38	82
12/28	1.8405%	0.000050426	\$6,452,008,558.57	1.00004	38	82
12/29	1.8405%	0.000050426	\$6,452,008,558.57	1.00004	38	82
12/30	1.8389%	0.000050381	\$6,530,577,689.94	1.00008	36	78
12/31	1.8436%	0.000050510	\$6,600,232,167.44	1.00010	35	77
Average:	1.8321%	0.000050194	\$6,177,572,103.24	1.00009	36	77



First Quarter 2019 - 2020
Potter County

Texas Class Investment Accounts

TEXAS CLASS SUMMARY		OCTOBER THROUGH DECEMBER 31, 2019									
Texas Local Government Investment Pool	Month	Beginning Balance	Total Deposits	Total Withdrawals	Month To Date Interest	Year To Date Interest	Average Daily Balance	Month End Balance	Average Monthly Yield		
	General Account	OCT	\$ 6,909,788.29	\$ -	\$ -	\$ 12,262.77	\$ 128,592.15	\$ 6,916,364.50	\$ 6,922,051.06	2.09%	
NOV		\$ 6,922,051.06	\$ -	\$ -	\$ 11,034.29	\$ 139,626.44	\$ 6,928,011.71	\$ 6,933,085.35	1.94%		
DEC		\$ 6,933,085.35	\$ -	\$ -	\$ 11,083.12	\$ 150,709.56	\$ 6,938,948.04	\$ 6,944,168.47	1.88%		
Insurance Fund	OCT	\$ 890.84	\$ -	\$ -	\$ 1.57	\$ 17.79	\$ 891.68	\$ 892.41	2.09%		
	NOV	\$ 892.41	\$ -	\$ -	\$ 1.45	\$ 19.24	\$ 893.20	\$ 893.86	1.94%		
	DEC	\$ 893.86	\$ -	\$ -	\$ 1.50	\$ 20.74	\$ 894.66	\$ 895.36	1.88%		
Sheriff's Admin	OCT	\$ 1,145,035.49	\$ -	\$ -	\$ 2,032.06	\$ 23,153.51	\$ 1,146,125.24	\$ 1,147,067.55	2.09%		
	NOV	\$ 1,147,067.55	\$ -	\$ 1,147,067.55	\$ -	\$ 23,153.51	\$ -	\$ -	1.94%		
	DEC	Closed	\$ -	\$ -	\$ -	\$ -	\$ -	\$ -	0.00%		
Capital Projects	OCT	\$ 5,243,418.82	\$ -	\$ -	\$ 9,305.46	\$ 106,026.49	\$ 5,248,409.11	\$ 5,252,724.28	2.09%		
	NOV	\$ 5,252,724.28	\$ -	\$ -	\$ 8,373.25	\$ 114,399.74	\$ 5,257,247.45	\$ 5,261,097.53	1.94%		
	DEC	\$ 5,261,097.53	\$ -	\$ -	\$ 8,410.29	\$ 122,810.03	\$ 5,265,547.12	\$ 5,269,507.82	1.88%		
District Courts	OCT	\$ 53,400,721.90	\$ -	\$ -	\$ 94,769.92	\$ 695,491.82	\$ 53,451,544.61	\$ 53,495,491.82	2.09%		
	NOV	\$ 53,495,491.82	\$ -	\$ -	\$ 85,275.86	\$ 780,767.68	\$ 53,541,557.29	\$ 53,580,767.68	1.94%		
	DEC	\$ 53,580,767.68	\$ -	\$ -	\$ 85,653.28	\$ 866,420.96	\$ 53,626,083.83	\$ 53,666,420.96	1.88%		



Daily Rates

October 2019

TXCLASS

Date	Dividend Rate	Daily Yield
01-Oct-19	0.000058862	2.15%
02-Oct-19	0.000058496	2.14%
03-Oct-19	0.000058274	2.13%
04-Oct-19	0.000058239	2.13%
05-Oct-19	0.000058239	2.13%
06-Oct-19	0.000058239	2.13%
07-Oct-19	0.000058039	2.12%
08-Oct-19	0.000057974	2.12%
09-Oct-19	0.000057822	2.11%
10-Oct-19	0.000057890	2.11%
11-Oct-19	0.000057701	2.11%
12-Oct-19	0.000057701	2.11%
13-Oct-19	0.000057701	2.11%
14-Oct-19	0.000057701	2.11%
15-Oct-19	0.000057137	2.09%
16-Oct-19	0.000057400	2.10%
17-Oct-19	0.000057354	2.09%
18-Oct-19	0.000057187	2.09%
19-Oct-19	0.000057187	2.09%
20-Oct-19	0.000057187	2.09%
21-Oct-19	0.000056852	2.08%
22-Oct-19	0.000056578	2.07%
23-Oct-19	0.000056323	2.06%
24-Oct-19	0.000056236	2.05%
25-Oct-19	0.000055922	2.04%
26-Oct-19	0.000055922	2.04%
27-Oct-19	0.000055922	2.04%
28-Oct-19	0.000055932	2.04%
29-Oct-19	0.000055921	2.04%
30-Oct-19	0.000055870	2.04%
31-Oct-19	0.000055414	2.02%



Daily Rates

November 2019

TXCLASS

Date	Dividend Rate	Daily Yield
01-Nov-19	0.000055169	2.01%
02-Nov-19	0.000055169	2.01%
03-Nov-19	0.000055169	2.01%
04-Nov-19	0.000054003	1.97%
05-Nov-19	0.000053747	1.96%
06-Nov-19	0.000053750	1.96%
07-Nov-19	0.000053490	1.95%
08-Nov-19	0.000053395	1.95%
09-Nov-19	0.000053395	1.95%
10-Nov-19	0.000053395	1.95%
11-Nov-19	0.000053395	1.95%
12-Nov-19	0.000053373	1.95%
13-Nov-19	0.000053355	1.95%
14-Nov-19	0.000053263	1.94%
15-Nov-19	0.000053021	1.94%
16-Nov-19	0.000053021	1.94%
17-Nov-19	0.000053021	1.94%
18-Nov-19	0.000052858	1.93%
19-Nov-19	0.000052618	1.92%
20-Nov-19	0.000052475	1.92%
21-Nov-19	0.000052358	1.91%
22-Nov-19	0.000052577	1.92%
23-Nov-19	0.000052577	1.92%
24-Nov-19	0.000052577	1.92%
25-Nov-19	0.000052217	1.91%
26-Nov-19	0.000052073	1.90%
27-Nov-19	0.000051921	1.90%
28-Nov-19	0.000051921	1.90%
29-Nov-19	0.000051797	1.89%
30-Nov-19	0.000051797	1.89%



Daily Rates

December 2019

TXCLASS

Date	Dividend Rate	Daily Yield
01-Dec-19	0.000051797	1.89%
02-Dec-19	0.000051944	1.90%
03-Dec-19	0.000051647	1.89%
04-Dec-19	0.000051475	1.88%
05-Dec-19	0.000051506	1.88%
06-Dec-19	0.000051373	1.88%
07-Dec-19	0.000051373	1.88%
08-Dec-19	0.000051373	1.88%
09-Dec-19	0.000051217	1.87%
10-Dec-19	0.000051140	1.87%
11-Dec-19	0.000051156	1.87%
12-Dec-19	0.000051107	1.87%
13-Dec-19	0.000051211	1.87%
14-Dec-19	0.000051211	1.87%
15-Dec-19	0.000051211	1.87%
16-Dec-19	0.000051647	1.89%
17-Dec-19	0.000051921	1.90%
18-Dec-19	0.000051921	1.90%
19-Dec-19	0.000051921	1.90%
20-Dec-19	0.000051647	1.89%
21-Dec-19	0.000051647	1.89%
22-Dec-19	0.000051647	1.89%
23-Dec-19	0.000051402	1.88%
24-Dec-19	0.000051373	1.88%
25-Dec-19	0.000051373	1.88%
26-Dec-19	0.000051373	1.88%
27-Dec-19	0.000051373	1.88%
28-Dec-19	0.000051373	1.88%
29-Dec-19	0.000051373	1.88%
30-Dec-19	0.000051647	1.89%
31-Dec-19	0.000053016	1.94%



WAM in Years	WAM in Months	WAY
0.579	6.9	1.62%

as of 12/31/2019 prepared for: POTTER COUNTY

INSTITUTION	Price	Amount	Coupon	Settle Date	Maturity Date	Earned Interest	Unearned Interest	Total Interest if HTM
WESTERN ALLIANCE BK PHOENIX AZ CTF DEP 1	100	248,000.00	1.6	12/9/2019	3/9/2020	\$ 239.17	\$ 750.12	\$ 989.29
CENTERSTATE BK FLA NA WINTERHAVEN FL CT	100	8,000.00	1.6	12/11/2019	3/11/2020	\$ 7.01	\$ 24.90	\$ 31.91
SACO & BIDDLEFORD SVGS INSTN SACO ME CTF	100	249,000.00	1.6	12/17/2019	3/17/2020	\$ 152.81	\$ 840.46	\$ 993.27
SMARTBANK PIGEON FORGE TENN CTF DEP 1.6	100	249,000.00	1.65	12/17/2019	3/17/2020	\$ 157.59	\$ 866.72	\$ 1,024.31
CUSTOMERS BK PHOENIXVILLE PA CTF DEP 1.6	100	248,000.00	1.65	12/23/2019	3/23/2020	\$ 89.69	\$ 930.51	\$ 1,020.20
PARKWAY BK & TR HARWOOD HEIGHTS ILL CTF	100	248,000.00	1.65	12/27/2019	4/2/2020	\$ 44.84	\$ 1,042.62	\$ 1,087.46
SOUTHEAST BK FARRAGUT TENN CTF DEP 1.60	100	248,000.00	1.6	12/6/2019	6/8/2020	\$ 271.78	\$ 1,739.40	\$ 2,011.18
BANK LEUMI USA NEW YORK NY CTF DEP 1.600	100	248,000.00	1.6	12/9/2019	6/9/2020	\$ 239.17	\$ 1,750.27	\$ 1,989.44
BANKUNITED NATL ASSN MIAMI LAKES FL CTF D	100	248,000.00	1.65	12/11/2019	6/11/2020	\$ 224.22	\$ 1,827.39	\$ 2,051.61
HOMETRUST BK ASHEVILLE N C CTF DEP 1.600	100	248,000.00	1.6	12/13/2019	6/12/2020	\$ 195.68	\$ 1,782.88	\$ 1,978.56
SAFRA NATL BK NEW YORK CTF DEP INSTL CTF	100	248,000.00	1.6	12/12/2019	6/12/2020	\$ 206.55	\$ 1,782.88	\$ 1,989.43
LIVE OAK BKG CO WILMINGTON NC CTF DEP AC	100	10,000.00	1.6	12/13/2019	6/15/2020	\$ 7.89	\$ 73.21	\$ 81.10
MIZUHO BK USA INSTL CTF DEP 1.600% 09/11/20	100	247,000.00	1.6	12/11/2019	9/11/2020	\$ 216.55	\$ 2,760.99	\$ 2,977.54
TCF NATL BK SIOUX FALLS S D CTF DEP 1.600%	100	247,000.00	1.6	12/11/2019	9/11/2020	\$ 216.55	\$ 2,760.99	\$ 2,977.54
TEXAS CAP BK N A DALLAS TEX CTF DEP 1.700%	100	246,000.00	1.7	12/11/2019	9/11/2020	\$ 229.15	\$ 2,921.67	\$ 3,150.82
ESSA BK & TR STROUDSBURG PA CTF DEP 1.60	100	247,000.00	1.6	12/13/2019	9/14/2020	\$ 194.89	\$ 2,793.47	\$ 2,988.36
RADIUS BK BOSTON MASS CTF DEP 1.600% 09/1	100	247,000.00	1.6	12/18/2019	9/18/2020	\$ 140.76	\$ 2,836.78	\$ 2,977.54
CRESKOM BK CHARLESTON S C CTF DEP 1.600	100	16,000.00	1.6	12/20/2019	9/21/2020	\$ 7.72	\$ 185.86	\$ 193.58
NEW YORK CMNTY BK WESTBURY NEW YORK C	100	246,000.00	1.65	12/11/2019	12/10/2020	\$ 222.41	\$ 3,836.59	\$ 4,059.00
BANK BARODA NEW YORK BRH CTF DEP 1.650%	100	246,000.00	1.65	12/13/2019	12/11/2020	\$ 200.17	\$ 3,847.71	\$ 4,047.88
C3BANK NA CARLSBAD CALIF CTF DEP 1.600%	100	249,000.00	1.6	12/13/2019	12/11/2020	\$ 196.47	\$ 3,776.61	\$ 3,973.08
MERIDIAN BK PAOLI PA CTF DEP 1.600% 12/11/2	100	12,000.00	1.6	12/13/2019	12/11/2020	\$ 9.47	\$ 182.01	\$ 191.48
TCM BK N A TAMPA FLA CTF DEP 1.600% 12/11/2	100	249,000.00	1.6	12/11/2019	12/11/2020	\$ 218.30	\$ 3,776.61	\$ 3,994.91
JPMORGAN CHASE BK NA COLUMBUS OHIO CTF	100	248,000.00	1.65	12/13/2019	12/13/2020	\$ 201.80	\$ 3,901.41	\$ 4,103.21
		\$5,000,000				\$ 3,890.64	\$ 46,992.06	\$ 50,882.70

WAM in Years	WAM in Months	WAY
0.579	6.9	1.62%

If any of these securities are callable, we have chosen to use the final maturity date. Although all information has been obtained from sources which Financial Northeastern Corporation and Financial Northeastern Securities believe to be reliable we do not guarantee its accuracy or completeness. All prices, yields, and availability are subject to change without notice. Securities offered through Financial Northeastern Securities, Inc.

Financial Northeastern Corporation
 FNC Insurance Services, Inc.
 Financial Northeastern Securities, Inc.
 Member FINRA, SIPC
 Companies Related By Common Ownership
www.financialnortheastern.com

100 Passaic Avenue • Second Floor • Fairfield, NJ 07004 • 800-362-9876 • Fax: 973-882-8845
 485 Metro Place South • Suit 465 • Dublin, OH 43017 • 877-889-1095 • Fax: 614-789-1677
 8717 Ken Aaron Court • Austin, TX 78717 • 800-362-9876 • Fax: 886-328-3560

20